


Quick-Form Accessories

Quick Clamp

Quick-Form steel frames and accessories feature a durable, galvanized coating for an easy-to-clean, weather-resistant finish.



Aligner Clamp

A quick solution to cumbersome double aligner channels, the Quick-Form aligner clamp allows you to align and clamp forms together by tightening a single bolt.



Gang Lifting Lug

2 ton SWL lifting lugs allow safe placement of ganged walls when attached at intersecting corners of two panels.



Scaffold Bracket

Built with structural tubing and secured with coil-bolts for increased strength. Available with a choice of work areas up to 4'-2".




Base Clip

This dual-purpose component, aligns and anchors the panel during the pour.



Dry Tie Bracket

This light-weight bolt-on bracket allows you to easily dry-tie when needed. Simply use 3/4" coil bolts to attach the bracket to the top of the panel.



Godwin Formwork Solutions

4970 North Walnut
Oklahoma City, OK 73105
405-702-8080

1012 North Shady Oaks
Denton, Texas 76205
940-514-1796

Concrete Form Rental / Shoring Rental / Concrete Construction Supplies

www.GFSForms.com



Quick-Form Commercial Gang Set Forms





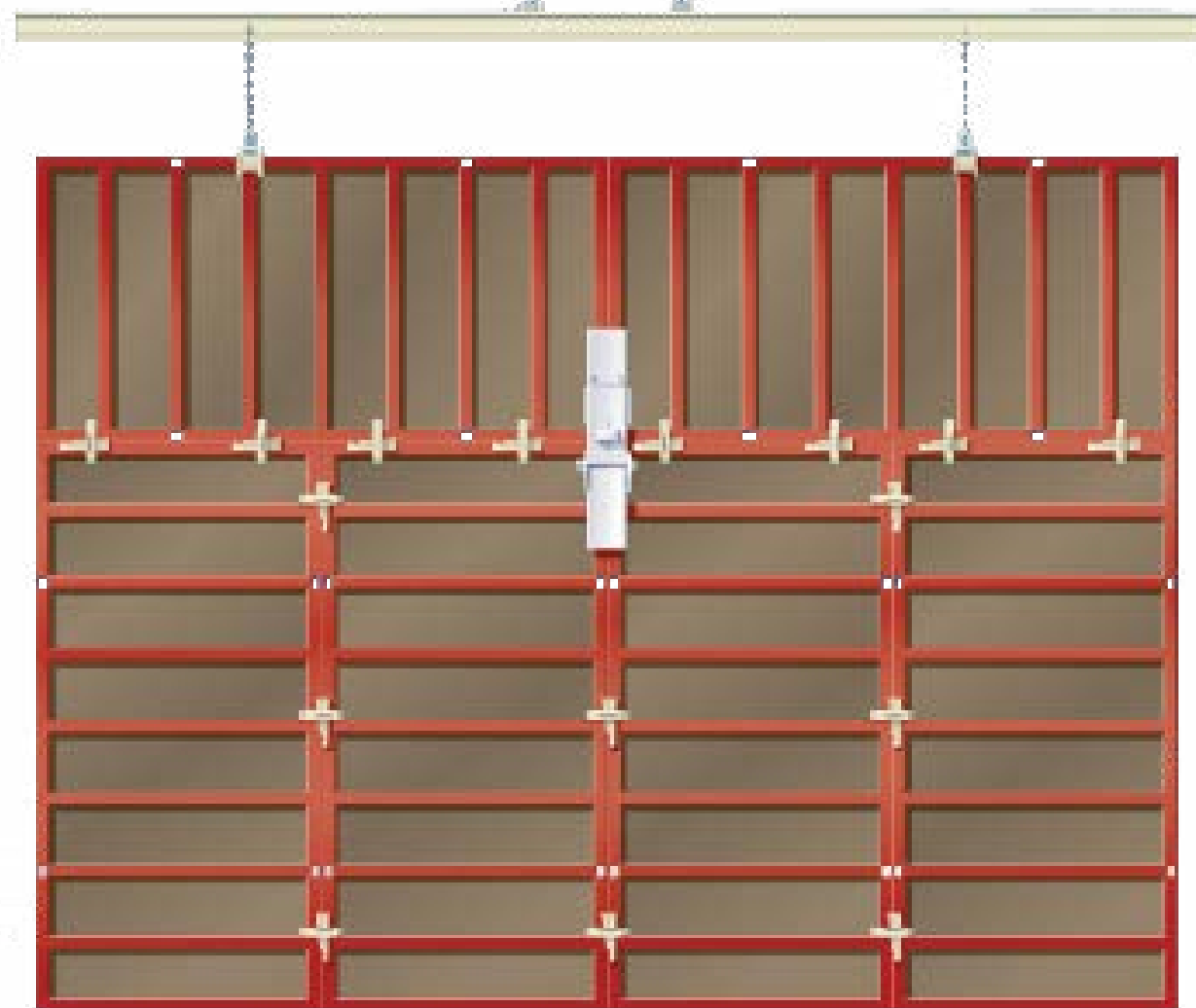
With **Quick-Form**, *Less Really Is More.*

Increase productivity, workmanship and profits using fewer parts in less time.

QUICK-FORM form is a ganged set panel system designed to provide completed forming and concrete placement cycles in **1/3 the time** of conventional forming systems. Easy to set-up, easy to move and extremely durable — Quick-Form will help significantly reduce construction time and increase profits, wall accuracy and overall project safety.

The unique design features of Quick-Form:

- ✓ 1/3 the hardware of competitive ganged systems reduces set-up time
- ✓ 14-ply, 3/4" birch plywood for durability, high re-use levels and low maintenance
- ✓ Designed to withstand up to 2,250 psf lateral pressures handling almost any heavy duty project
- ✓ Set 8' walls with no ties - for additional time and labor savings
- ✓ Made in the USA for faster, nationwide delivery and American/Imperial measurements
- ✓ 20 panel sizes available in heights from 2' - 8'
- ✓ A complete engineered system designed to handle corners, plasters, core walls & more



Features and Benefits

High Strength Tubing

Made in the USA with extra punching, increased flexibility and easy accessory attachment.

14-Ply, 3/4" Birch Plywood

Quick-Form comes standard with 220/220 14-ply 3/4" birch plywood face for increased durability and consistent finished concrete appearance. Optional, premium 220/220 XactForm birch face available.

Durable Powder-Coat Finish

Quick-Form steel frames and accessories feature a durable, baked-on coating for an easy-to-clean, weather-resistant finish.

Aligner Clamps

Eliminates the need for double aligner channels. Allows clamping and aligning of panels in a single move — simply rest the two fixed prongs on the horizontal intersection and tighten the clamp-bolt.

Base Clips

Welded rod is inserted into 3/4" side rail hole and anchored to the ground using a Uni-Coil anchor and spring to align and anchor panel during pour.

Quick-Clamp

1"o hook and closed clamp available. A gravity-aid pin cycle allows you to quickly and easily attach Quick-Form panels together.

